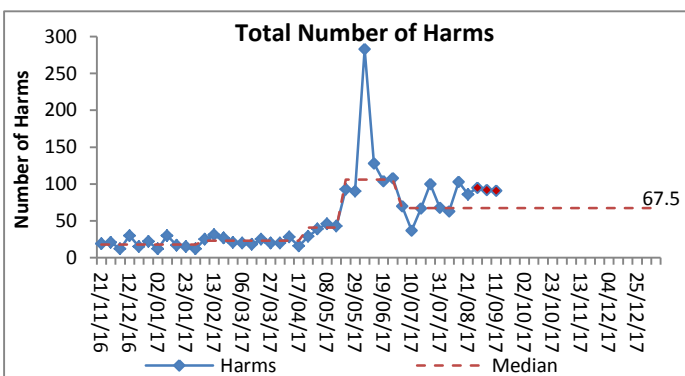


# Overview Datasheet (LS3)

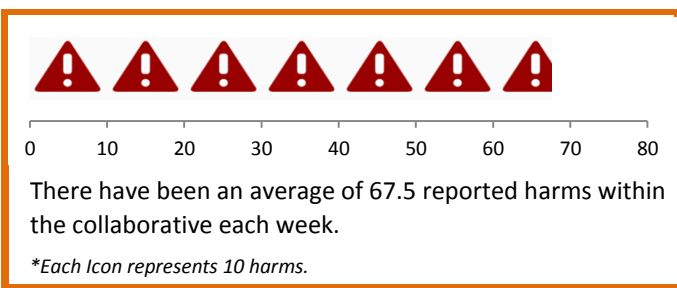
## Home Overview

General Information	Care Home	Barton Brook	Broughton House	Cherrytrees	Ecclesholme	Hearty Green	Newlands	The Fountains	Thornton Lodge	Wentworth House
Current Aim		Scale Up Pimp my Zimmer	Staff Compliance With Topical Medication	Falls Safety Huddle	Optimise vision/glasses care to reduce falls	Monthly Safety Meeting (Review of all Residents)	Change in Medication to be added to Handover Form	Falls Safety Huddle	Pimp my Zimmer	Luminous Loos
Number of Tests of Change Completed		2	1	2	3	4	3	2	4	3
Number of Tests of Change In Progress		1	3	3	4	0	1	2	3	1
This Fortnight's Data Submitted?		Y	Y	N	Y	Y	Y	Y	Y	Y
Completed Surveys?		Y	N	N	Y	N	N	N	N	Y

## 1. Number of Harms

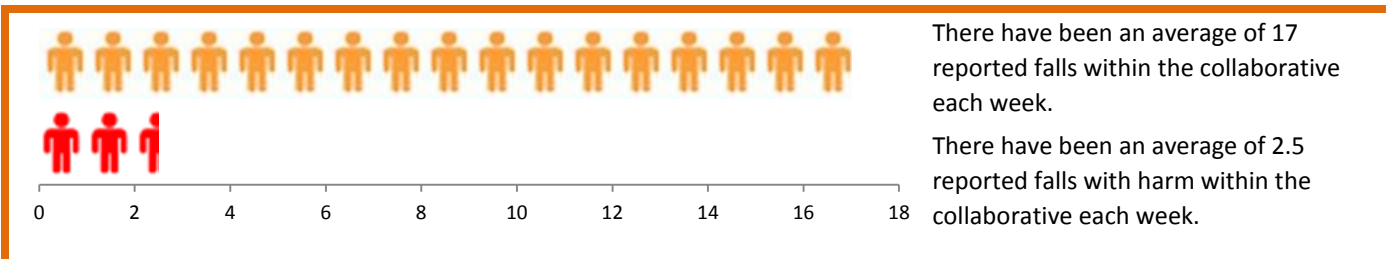
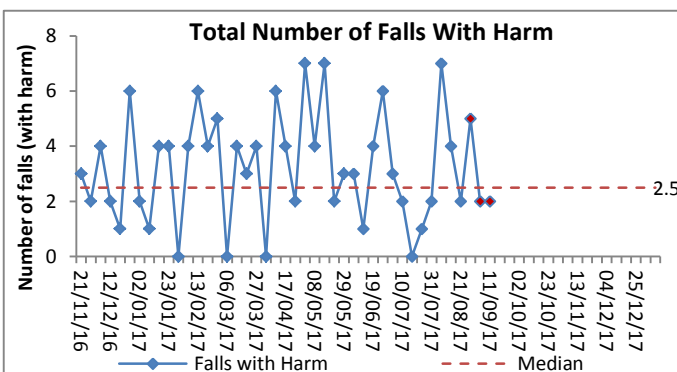
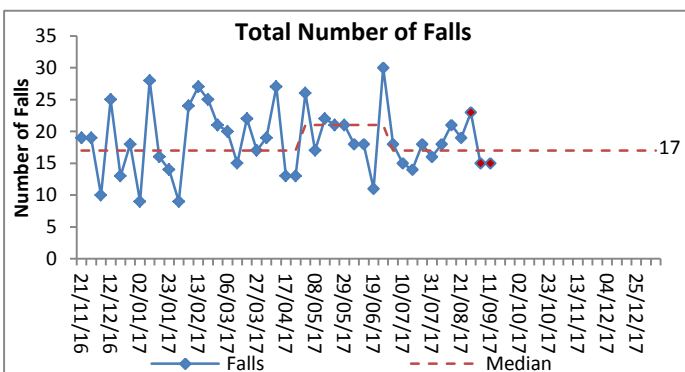


Based on data submitted between week commencing 21/11/16 to 11/09/17.



**Harms** are defined as the number of *falls*, *medication administration errors* and *new pressure ulcers* in each care home per week.

## 2. Number of Falls & Falls With Harm



There have been an average of 17 reported falls within the collaborative each week.

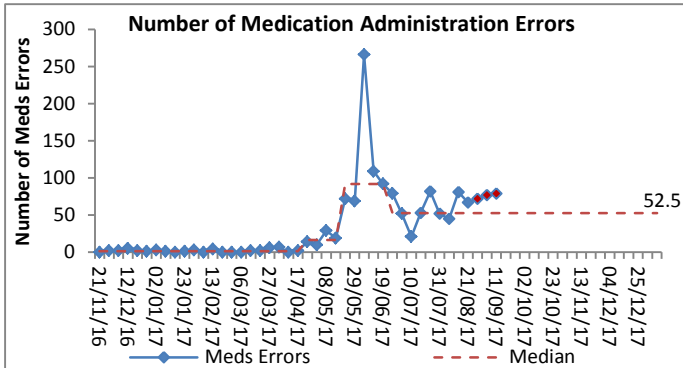
There have been an average of 2.5 reported falls with harm within the collaborative each week.

Based on data submitted between week commencing 21/11/16 to 11/09/17.

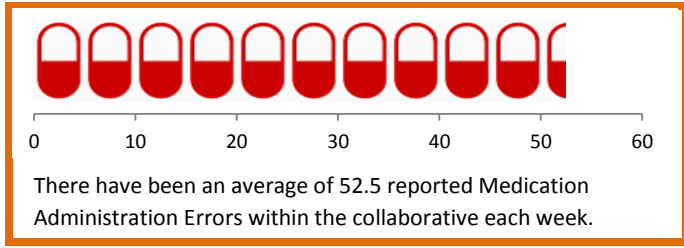


# Overview Datasheet (LS3)

## 3. Number of Medication Administration Errors



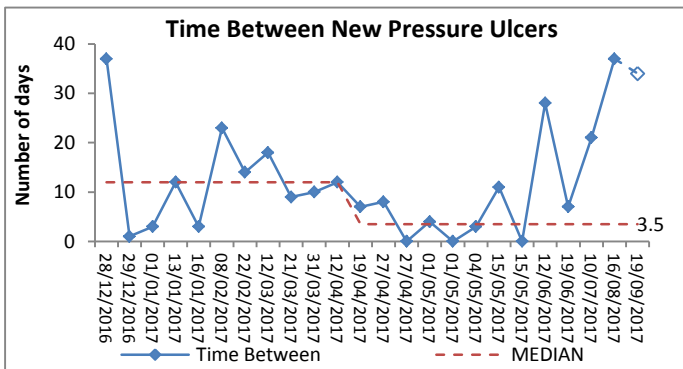
Based on data submitted between week commencing 21/11/16 to 11/09/17.



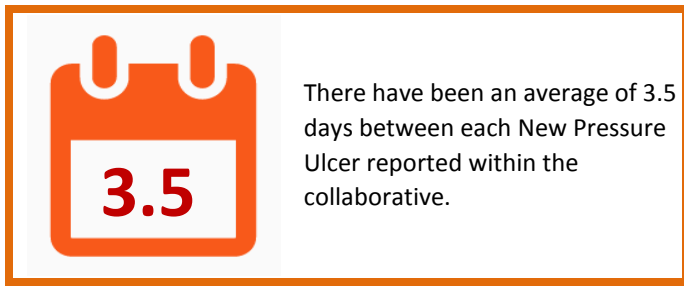
\*Each Icon represents 5 Medication Administration Errors.

**Medication Administration Errors** include - Omission (including drugs not available), extra dose, wrong dose, timing error, unprescribed drug, wrong drug, route error, allergy error, deteriorated drug (e.g. exceeded expiry date, crushed when not advised), not signed for.

## 4. Time Between New Pressure Ulcers

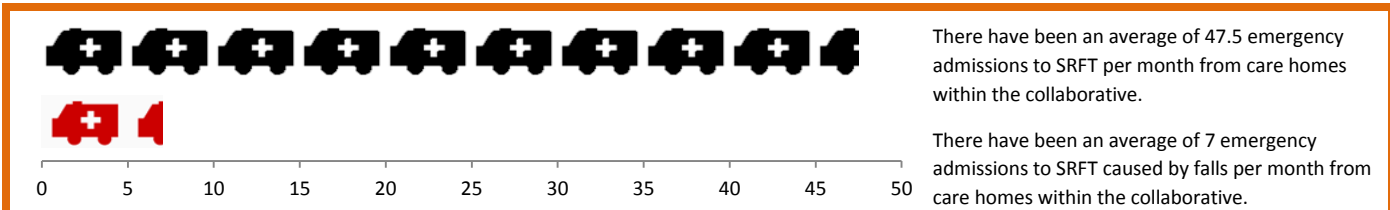
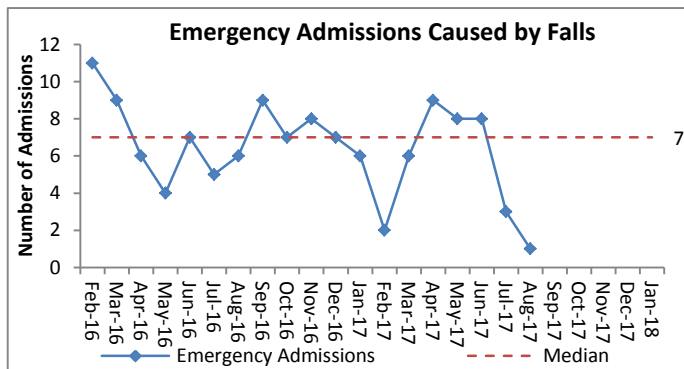
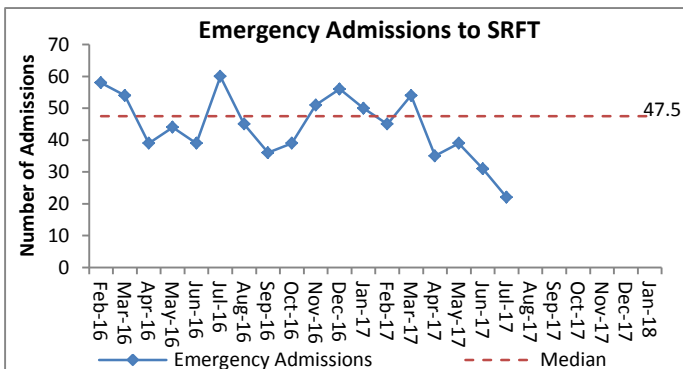


Based on data submitted between week commencing 21/11/16 to 11/09/17. The dotted line to the final point simply indicates that there has not been a pressure ulcer up to the most recent date on which the chart was updated.



**New Pressure Ulcers** are defined as a pressure ulcer found after 72 hours of admission to your care home or transfer back from hospital).

## 5. Emergency Admissions to SRFT & Admissions Caused by Falls



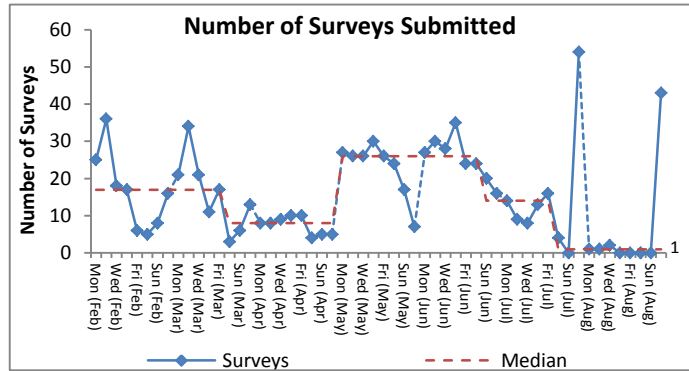
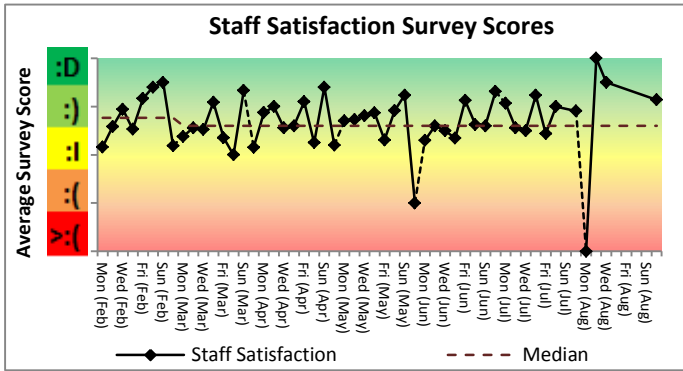
\*Each Icon represents 5 admissions.

Based on data extracted from SRFT data warehouse between Feb 2016 and Aug 2017. This data also includes admissions from the attached intermediate care unit.



# Overview Datasheet (LS3)

## 6. Staff Satisfaction Scores

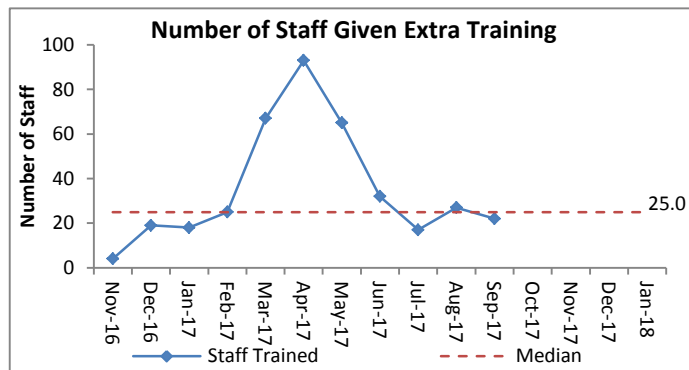
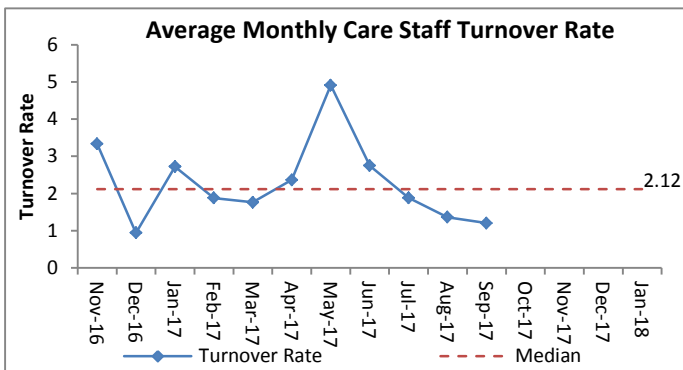


Of the staff surveyed in all participating collaborative care homes, 66.7% rated themselves as Happy or Very Happy.



Based on data submitted by all units on one week per month between Feb 2017 and Aug 2017. Please note: the number of units submitting each month will vary and this may account for any variation seen.


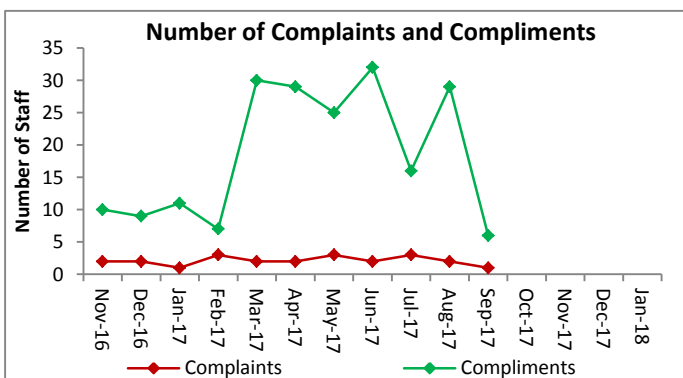
## 7. Secondary Measures



There is an average turnover rate\* of 2.12 staff per month in your care home.

On average there have been 25 staff given extra training per month in your care home.

\*Turnover rate is calculated by dividing the number of staff who leave the organisation by the total number employed by the organisation per month and then multiplying by 100 to find a rate.



The collaborative homes have received 204 compliments and only 23 complaints since November 2016!

\*Each Icon represents 10 complaints and compliments.



**Safer  
Salford**

Working smarter, harnessing talent, protecting our people.